

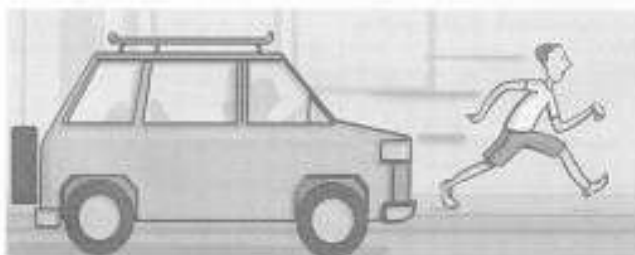
# Shopping

## A *It's lighter and thinner.*

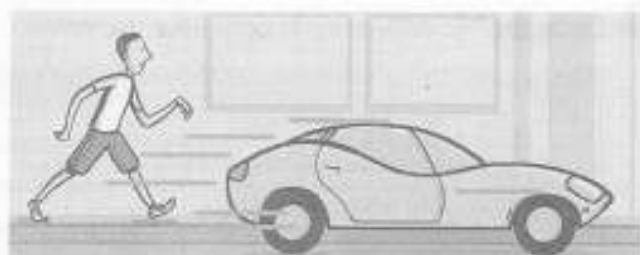
### 1 Match the opposites.

- |                   |              |
|-------------------|--------------|
| 1. light <u>e</u> | a. loud      |
| 2. quiet _____    | b. big       |
| 3. cheap _____    | c. fast      |
| 4. small _____    | d. thick     |
| 5. thin _____     | e. heavy     |
| 6. slow _____     | f. expensive |

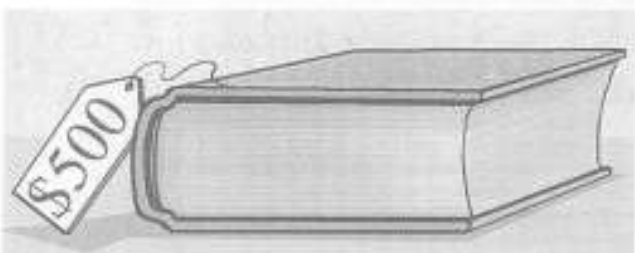
### 2 Look at the pictures. Complete the sentences with some of the words from Exercise 1.




1. Joe's car is big and slow.



2. Donna's car is \_\_\_\_\_ and \_\_\_\_\_.



3. This book is \_\_\_\_\_ and \_\_\_\_\_.



4. This book is \_\_\_\_\_ and \_\_\_\_\_.

- 3 Look at the pictures. Then write sentences with the comparative form of the adjectives in parentheses.



desktop computer



laptop

1. The desktop computer is heavier than the laptop. (heavy)
2. \_\_\_\_\_ (big)
3. \_\_\_\_\_ (old)
4. \_\_\_\_\_ (light)
5. \_\_\_\_\_ (new)
6. \_\_\_\_\_ (small)

- 4 Circle the correct words to complete the email.

To: MateoG@cup.org  
 From: Cassandra92@cup.com  
 Subject: My new computer!

Hi, Mateo!

I have a new computer. It's really nice. It's a laptop, so it's **more small** / **smaller**<sup>1</sup> than my old desktop computer. It's also **faster** / **less fast**! It was **expensiver** / **more expensive**<sup>2</sup>, but that's OK. I love it! The computer store had a **cheaper** / **less cheap**<sup>3</sup> laptop, but it was very **old** / **older**<sup>5</sup>. My laptop is **better** / **good**<sup>6</sup> than that one!

Oh, I have a new cell phone, too. It's **nice** / **nicer**<sup>7</sup> than my old phone. It's pretty **small** / **less small**<sup>8</sup>, and it's extremely **lighter** / **light**<sup>9</sup>!

How are you? How are your Spanish classes? Are they **more difficult** / **difficult**<sup>10</sup> than your classes last year? My English class is **bad** / **worse**<sup>11</sup> than my class last year. The teacher is pretty friendly, but the class is **big** / **bigger**<sup>12</sup> than the one last year!

Write soon!  
 Cassandra

**5** Complete the conversation with the comparative form of the correct adjective from the box. Use *Which*, *is*, *printer*, and *than* as needed.

cheap    new    quiet    small

Clerk: Hello. Can I help you?

Yoko: Yes, please. I want to buy a new printer.

Clerk: OK. These two printers are great – the Target 1000 and the Excite XL.

Yoko: Which printer is smaller <sup>1</sup> \_\_\_\_\_ ?

Clerk: The Target 1000 \_\_\_\_\_ <sup>2</sup> \_\_\_\_\_ the Excite XL. The Excite XL is very big.

Yoko: \_\_\_\_\_ <sup>3</sup> \_\_\_\_\_ ?

Clerk: The Target 1000 \_\_\_\_\_ <sup>4</sup> \_\_\_\_\_ the Excite XL. It's only \$120.


Yoko: \_\_\_\_\_ <sup>5</sup> \_\_\_\_\_ ?

Clerk: Oh, the Excite XL \_\_\_\_\_ <sup>6</sup> \_\_\_\_\_ the Target 1000. The Target 1000 is pretty loud.

Yoko: Hmm . . . \_\_\_\_\_ <sup>7</sup> \_\_\_\_\_ ?

Clerk: The Excite XL \_\_\_\_\_ <sup>8</sup> \_\_\_\_\_. The Target 1000 is a year old.

Yoko: OK, thanks. I want to buy the Excite XL.



**6** Write sentences about the pictures. Use the comparative form of the adjectives.

- The bicycle is smaller than the motorcycle. (small)
- \_\_\_\_\_ (expensive)
- \_\_\_\_\_ (heavy)
- \_\_\_\_\_ (quiet)
- \_\_\_\_\_ (fast)



bicycle, \$1,500



motorcycle, \$4,000

**7** What's your opinion? Write sentences about the pictures in Exercise 6. Use the comparative form of the adjectives.

- \_\_\_\_\_ (nice)
- \_\_\_\_\_ (good)

# B Would you take \$10?

1 Write B (bargaining for a lower price) or S (suggesting a different price). Then add the correct punctuation.

1. B Will you take \$100 ?
2. \_\_\_\_\_ I'll let you have it for \$85 \_\_\_\_\_
3. \_\_\_\_\_ You can have it for \$15 \_\_\_\_\_
4. \_\_\_\_\_ How about \$35 \_\_\_\_\_
5. \_\_\_\_\_ Would you take \$12 \_\_\_\_\_
6. \_\_\_\_\_ I'll give it to you for \$45 \_\_\_\_\_

2 Complete the conversation with some of the sentences from Exercise 1.

A. Bin: Excuse me? How much is this plate?

Hai: It's only \$20.

Bin: Oh, that's expensive.

Would you take \$12 ?  
1

Hai: No, I'm sorry. \_\_\_\_\_  
2

Bin: OK, thanks. I'll take it.



B. Gustavo: Excuse me? How much is this hat?

Ivan: It's only \$60.

Gustavo: Wow, that's expensive.

\_\_\_\_\_?  
1

Ivan: No, I'm sorry. \$60 is a good price.

Gustavo: Well, thanks, anyway.

Ivan: Wait! \_\_\_\_\_  
2

Gustavo: Great. I'll take it!



## C

# This hat is too small.

## 1 Circle the correct word to complete each sentence.

- These jeans are tight. They're not \_\_\_\_\_.  
a. bright    b. uncomfortable    **c. comfortable**
- This gray shirt is very \_\_\_\_\_. Can I try on that shirt with flowers on it?  
a. plain    b. comfortable    c. bright
- I don't like this dress. It's \_\_\_\_\_.  
a. pretty    b. comfortable    c. ugly
- This blouse is too small. It's very \_\_\_\_\_.  
a. baggy    b. tight    c. comfortable
- I really like this tie. It's so \_\_\_\_\_.  
a. uncomfortable    b. nice    c. ugly
- \$200! These shoes are \_\_\_\_\_.  
a. expensive    b. baggy    c. bright

## 2 Complete the conversations with the correct adjective from the box.

bright    comfortable    plain    pretty    tight    ugly

A. Nick: Do you like these pants, Paul?

Paul: Well, I like the color. They're bright.

But . . .

Nick: But?

Paul: Um, well . . . Do they fit?

Nick: Actually, no. They're fairly \_\_\_\_\_.

Paul: Why don't you try on a bigger size?

Nick: That's a good idea.

(Later)

Nick: OK. What do you think?

Paul: Those pants look good on you. And they look more \_\_\_\_\_.

B. Mary: Look at this dress, Paula. It's really \_\_\_\_\_.

\_\_\_\_\_ . I love it!

Paula: Well, I don't. It's just a black dress. It's very \_\_\_\_\_.

Mary: I know, but it's nice.

Paula: Well, I don't think it's pretty. I think it's \_\_\_\_\_.

Mary: Really? Now I don't want to buy it.



### 3 Put the words in the correct order to make sentences.

1. isn't / This / enough / shirt / big / .      This shirt isn't big enough.
2. clothes / have / He / doesn't / enough / .      \_\_\_\_\_
3. is / My / tight / jacket / too / .      \_\_\_\_\_
4. don't / enough / have / We / time / .      \_\_\_\_\_
5. enough / Her / warm / coat / isn't / .      \_\_\_\_\_
6. glasses / too / these / Are / expensive / ?      \_\_\_\_\_
7. shoes / Do / enough / you / have / ?      \_\_\_\_\_
8. this / cheap / Is / belt / enough / ?      \_\_\_\_\_

### 4 Complete the sentences with *too* or *enough*.

**A**  
This blouse is too<sup>1</sup> big, and these pants aren't long           <sup>2</sup>! The bag is           <sup>3</sup> expensive, and the shoes are           <sup>4</sup> tight.

**B**  
This jacket is           <sup>1</sup> small, and these pants are           <sup>2</sup> baggy. The bag is ugly, and the shoes aren't big           <sup>3</sup>!

**C**  
This blouse isn't nice           <sup>1</sup>, but I like the pants. The bag isn't big           <sup>2</sup>, and the shoes are           <sup>3</sup> expensive. I don't have           <sup>4</sup> money. I hate shopping!

### 5 Match the pictures to the sentences from Exercise 4. Write A, B, or C.



1.



2.



3.

6 Write sentences in the simple present. Use the words in parentheses and too or enough.



1. We don't have enough pasta.  
(we / not have / pasta)



2. \_\_\_\_\_  
(this sofa / not be / big)



3. \_\_\_\_\_  
(she / not be / tall)



4. \_\_\_\_\_  
(these pants / be / short)




5. \_\_\_\_\_  
(it / be / cold)



6. \_\_\_\_\_  
(there be / space / in the closet)



7. \_\_\_\_\_  
(he / not get / sleep)



8. \_\_\_\_\_  
(these weights / be / heavy)

## D

## A shopper's paradise

1 Read the article. Then number the pictures.



### Oh Office has a new way to shop.

Come and try it! It's easier than shopping the old way.

1. Enter our store. Get a shopping basket. Our baskets are bigger than baskets in other stores. You have enough space for pencils, paper, small office lamps, and more!
2. Take a go-scan from the shelf next to the baskets. Turn it on.
3. Start shopping! Scan an item you want to buy.
4. Look at the price on the window of the go-scan. Do you want the item? Yes! Touch the "yes" button, and scan the item again. Then put it in your basket. You don't want the item? Touch the "no" button, and put the item back on the shelf.
5. Continue shopping and scanning!
6. Are you finished? Touch the "total" button on the go-scan. How much is it?
7. Put your credit card in the go-scan.
8. Put your things in a bag and go home.

See you soon at Oh Office!

2 Read the article again. Then answer the questions.

1. What kind of store is it?

It's an office store.

2. Where are the go-scans?

\_\_\_\_\_

3. Are Oh Office baskets smaller than baskets in other stores?

\_\_\_\_\_

4. Which button is for items you want?

\_\_\_\_\_

5. Which button shows how much everything costs?

\_\_\_\_\_